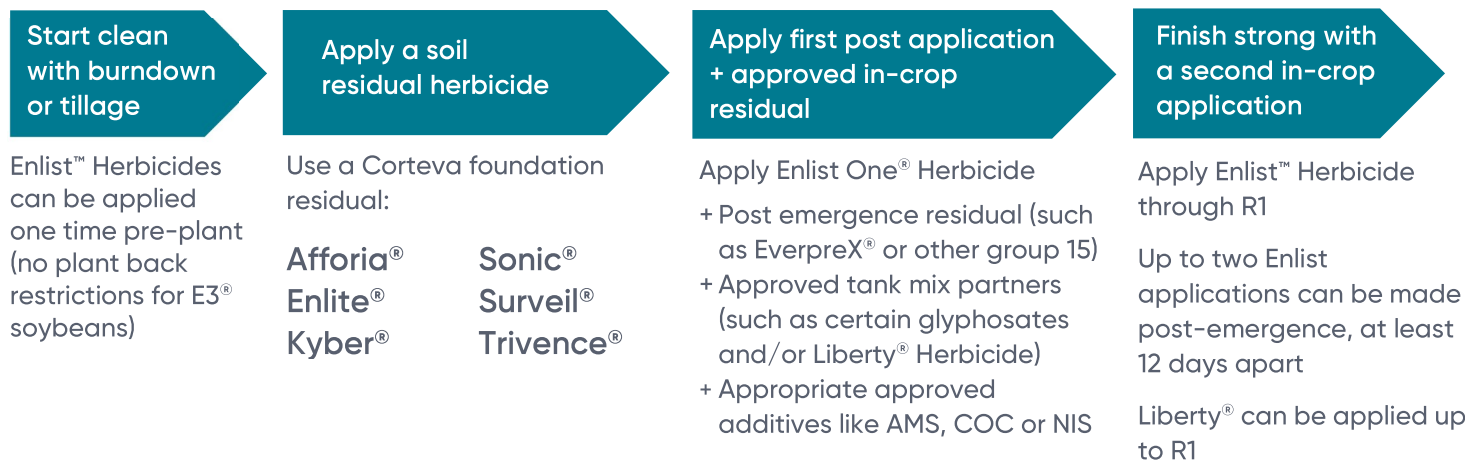


## Application Requirements for Enlist E3<sup>®</sup> Soybeans

Ensure runoff mitigation strategies are in place in accordance with 2022 label update



Enlist One <sup>®</sup> + Glyphosate	Enlist One <sup>®</sup> + Liberty <sup>®</sup> Herbicide or Enlist One <sup>®</sup> + Liberty <sup>®</sup> + Glyphosate	Enlist Duo <sup>®</sup>
<p>Enlist One @ 2 pt./A</p> <ul style="list-style-type: none"> <li>+ Glyphosate</li> <li>+ Approved residual</li> <li>+ AMS 2 lbs./A</li> <li>+ NIS 1 qt/100 gal</li> </ul> <p>Carrier Volume: 15+ gallons</p>	<p>Enlist One @ 2 pt./A</p> <ul style="list-style-type: none"> <li>+ Liberty herbicide @ 32 oz./A</li> <li>+ Approved residual</li> <li>+ AMS 3 lbs./A</li> <li>+ NIS 1 qt/100 gal</li> <li>+/- Glyphosate</li> </ul> <p>Carrier Volume: 20+ gallons</p>	<p>Enlist Duo @ 4.75 pt./A</p> <ul style="list-style-type: none"> <li>+ Approved residual</li> <li>+ AMS 2 lbs./A</li> <li>+ NIS 1 qt/100 gal</li> </ul> <p>Carrier Volume: 15+ gallons</p>

**Nozzle Selection: Preferred nozzles are critical for performance success.** Use the nozzle and corresponding spray pressure from the qualified list for Enlist One to optimize coverage by using a less coarse nozzle and higher operating pressure. Preferred approved nozzles are AIXR 11004, 05, 06, 08, 010, AITTJ 110-04, 05, 06, 08, 10, MR 110-06, 08, 10, and 125

Check [EnlistTankMix.com](http://EnlistTankMix.com) for all qualified AMS, glyphosate, adjuvants, tank mix partners and approved nozzles

## Controlling Volunteer Corn with Enlist<sup>™</sup> Herbicides

To overcome reduction in volunteer corn control when tank mixing with Enlist One<sup>®</sup> herbicide, the recommendation from Valent regarding Select Max<sup>®</sup> is:

1. Increase Select Max rate by 1/3 (table provides 1.33x rates)
2. Use COC (crop oil concentrate) along with AMS
3. Reference the EnlistTankMix.com website for the approved tank mix partners of COC, AMS & more

Volunteer Corn Height	Volunteer Corn Stage	Select Max <sup>®</sup> rate when applied with Enlist One <sup>®</sup>
12 in	≤ V4	8 fl oz/A
24 in	V5-V7	12 fl oz/A
36 in	≥ V8	16 fl oz/A

## Optimizing a tank mix of Enlist One<sup>®</sup> + Liberty<sup>®</sup> with Enlist<sup>™</sup> Crops

Rate: 2 pt./A of Enlist One<sup>®</sup> + 32 oz./A of Liberty<sup>®</sup> herbicide

Carrier: 20+ GPA

Weed Size: Less than 3"

Crop Stage: Up to bloom or R1 growth stage

Adjuvants: 3+ lbs./A AMS (must use approved AMS source(s) from EnlistTankMix.com)

Nozzles: Use a preferred approved nozzles from above list.

Weather: To maximize efficacy of Liberty, spray during sunny, high humidity periods of the day

Time of Day: Recommended spraying time is between 2 hours after dawn and 2 hours before sunset to ensure the best performance of Liberty herbicide.

# Tank Mixing with Enlist™ Herbicides

- ✓ Ensure ALL tank mix partners are approved for mixing with the selected Enlist™ herbicide. See [www.EnlistTankMix.com](http://www.EnlistTankMix.com) for details.
- ✓ **Begin with tank half-full of water carrier**, start agitation and continue throughout mixing process.
- ✓ Add products one at a time, ensuring each is fully mixed, in the following order:

1. AMS/water conditioning agents	6. Capsule suspension (CS) or suspension emulsion (SE)
2. Preslurry water-soluble packets	7. Emulsifiable concentrate (EC) • Such as S-metolachlor (EverpreX®)
3. Wettable powders/dry flowables	8. Soluble liquids (SL) *SEE NOTE ON MIXING BELOW* • Glyphosate products • Enlist One® at 2 pt./A • Glufosinate products, including Liberty®
4. Compatibility agents	9. Crop oil concentrate (COC), NIS, other adjuvants
5. Liquid flowables	10. Top off with water carrier

## Note on mixing with glyphosate products

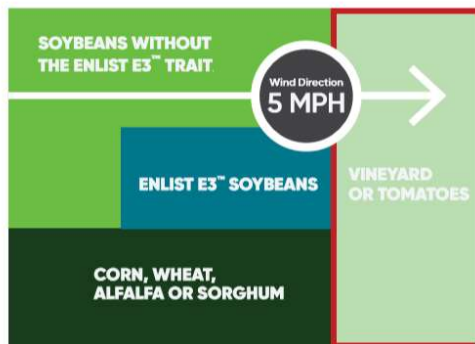
When mixing with Enlist One, do not pour glyphosate products into the tank at the same time as Enlist One, and do not allow concentrated products to come into contact. Add products one at a time, allowing enough time for recirculation between additions of each separate product. Failure to add products one at a time, use sufficient water during agitation, or allow sufficient agitation may result in salting out.

# Enlist™ Herbicide Buffers and Application Restrictions

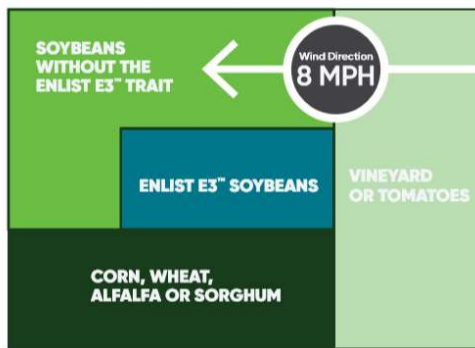
## Susceptible crops



If an adjacent susceptible crop is downwind, DO NOT SPRAY an Enlist™ herbicide. Use Liberty® herbicide or glyphosate to stay ahead of weeds if necessary.



It's OK to spray when wind is blowing away from susceptible crops and toward soybeans without the Enlist E3™ trait. Soybeans without the Enlist E3 trait are not a susceptible crop.

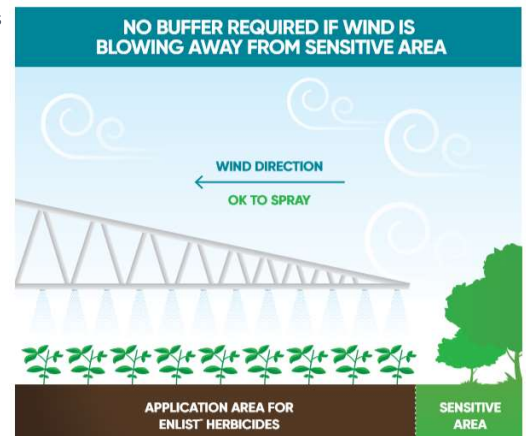


Examples of Susceptible Crops	Examples of Non-Susceptible (Compatible) Crops
Cotton without Enlist™ trait Grapes Cucurbits Fruiting vegetables Tomatoes	Soybeans without Enlist™ trait Corn Wheat Alfalfa Sorghum

✓ Approved Wind Speed: 3 -10 MPH, gusts no greater than 15 MPH

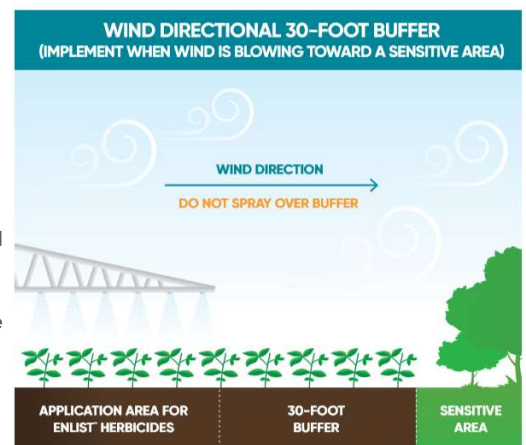
## Sensitive areas

Sensitive areas are places that could harbor an endangered species. A 30' wind directional buffer is required for sensitive areas.



Examples of NON-Sensitive areas:

- 1) Roads
- 2) Planted agricultural fields, or fields that have been prepared for planting
- 3) Areas covered by the footprint of a building, or man-made structure



✓ Recommended Application Ground Speed: 8-12 MPH

™ Corteva Agriscience, Abundit, Afforia, Colex-D, DMA, Durango, Enlist, Enlist Duo, Enlist E3, the Enlist Logos, Enlist One, Enliste, EverpreX, Kyber, Sonic, Surveil, and Trivence are trademarks of Corteva Agriscience and its affiliated companies. Always follow IRM, grain marketing and all other stewardship practices and pesticide label directions. Roundup Ready crops contain genes that confer tolerance to glyphosate herbicides. Glyphosate herbicides will kill crops that are not tolerant to glyphosate. The transgenic event in Enlist E3 soybeans is jointly developed and owned by Dow AgroSciences LLC and MS Technologies LLC. Enlist Duo and Enlist One herbicides are not registered for sale or use in all states or counties. Contact your state pesticide regulatory agency to determine if a product is registered for sale or use in your area. Enlist Duo and Enlist One herbicides are the only 2,4-D products authorized for use with Enlist™ crops. Consult Enlist herbicide labels for weed species controlled. Abundit Edge (glyphosate), DuPont™ Afforia, Durango DMA, DuPont™ Enliste, EverpreX, Kyber, Sonic, Surveil and Trivence are not registered for sale or use in all states. Contact your state pesticide regulatory agency to determine if a product is registered for sale or use in your county and state. Always read and follow label directions

Liberty® and the Liberty® Logo are registered trademarks of BASF. Select Max® is a registered trademark of Valent U.S.A. LLC. Select Max is covered under U.S. Patent No. 7,651,977.



Getting the best results from the Enlist® weed control system starts with knowing how to use it the right way.

This guide walks through the steps for cleaning out your sprayer and all spray equipment after applying Enlist Duo® or Enlist One® herbicide – before making your next application to any other crop. Thorough cleanout of the entire sprayer – including spray tank, boom, screens, filters, hoses and nozzles – is the first step to minimize the potential for sprayer contamination and damage to susceptible crops. Also, remember to clean equipment, such as pumps, before switching to the next product.

<b>Triple-rinse sprayer</b>	<b>Unless the next crop you're spraying is glyphosate-tolerant corn</b>
As outlined in this <i>Guide to sprayer Cleanout</i>	Single-rinse sprayer with at least 10% of sprayer volume



**Keep this handy in your sprayer cab for future reference.**

**Questions? Visit [Enlist.com](https://enlist.com) or contact your Corteva Agriscience representative.**



For more information, visit [enlist.com](https://enlist.com)

®/™ Trademarks of Corteva Agriscience and its affiliated companies.  
Enlist Duo® and Enlist One® herbicides are not registered for sale or use in all states or counties. Contact your state pesticide regulatory agency to determine if a product is registered for sale or use in your area.  
Enlist Duo and Enlist One herbicides are the only 2,4-D products authorized for use with Enlist crops.  
Consult Enlist herbicide labels for weed species controlled. Always read and follow label directions.  
©2022 Corteva CE09401020 (01/22) COR

# Guide to sprayer cleanout



# How to triple-rinse the sprayer



- 1 Completely drain system (including pump, lines and boom) for at least five minutes.
- 2 Fill tank with clean water to at least 10% of total tank volume.
- 3 Circulate through entire system at least 15 minutes.
- 4 Spray out solution through boom/nozzles.



- 1 Completely drain system (including lines and spray boom) for at least five minutes.
- 2 Remove and clean filters and strainers.
- 3 Fill tank with clean water to at least 10% of total tank volume (including cleaning agents at recommended rates if desired).
- 4 Circulate through system at least 15 minutes.
- 5 Let solution stand for several hours, preferably overnight if time allows.
- 6 Spray out solution through boom/nozzles.



- 1 Completely drain system (including lines and boom) for at least five minutes.
- 2 Fill tank with clean water to at least 10% total tank volume.
- 3 Circulate through entire system at least 15 minutes.
- 4 Spray out solution through boom/nozzles.
- 5 Completely drain spray system, remove and clean nozzle tips and strainers separately.



**All rinse water must be disposed of in compliance with local, state and federal guidelines.**